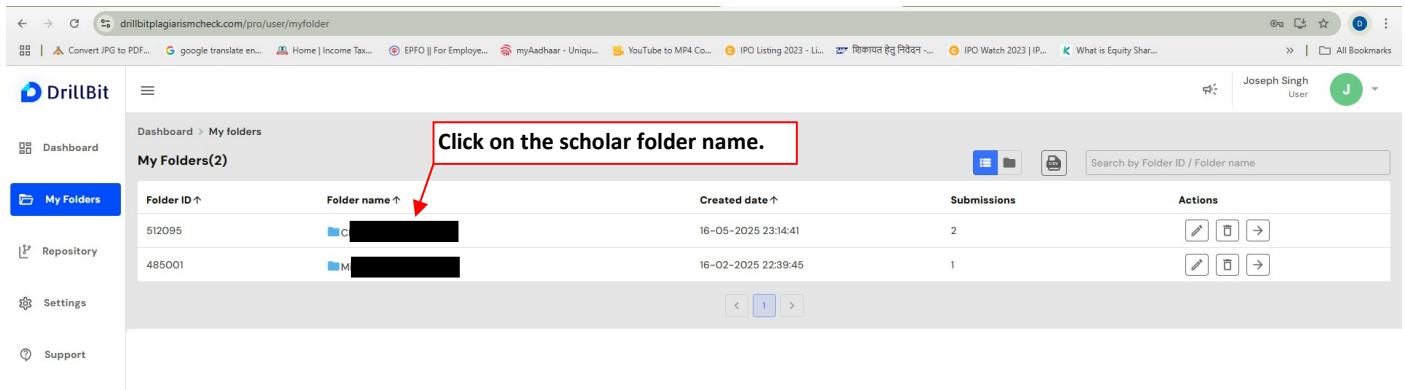
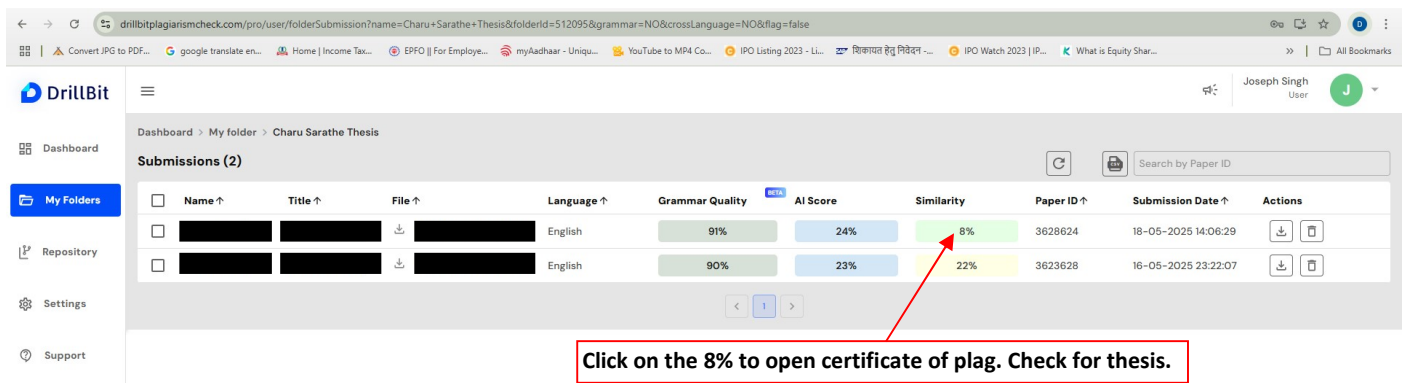


**After Login in your Drillbit account (<https://www.drillbitplagiarismcheck.com/auth/login>) the below screen will appear, then follow the steps to generate certificate of plagiarism check for thesis :-**

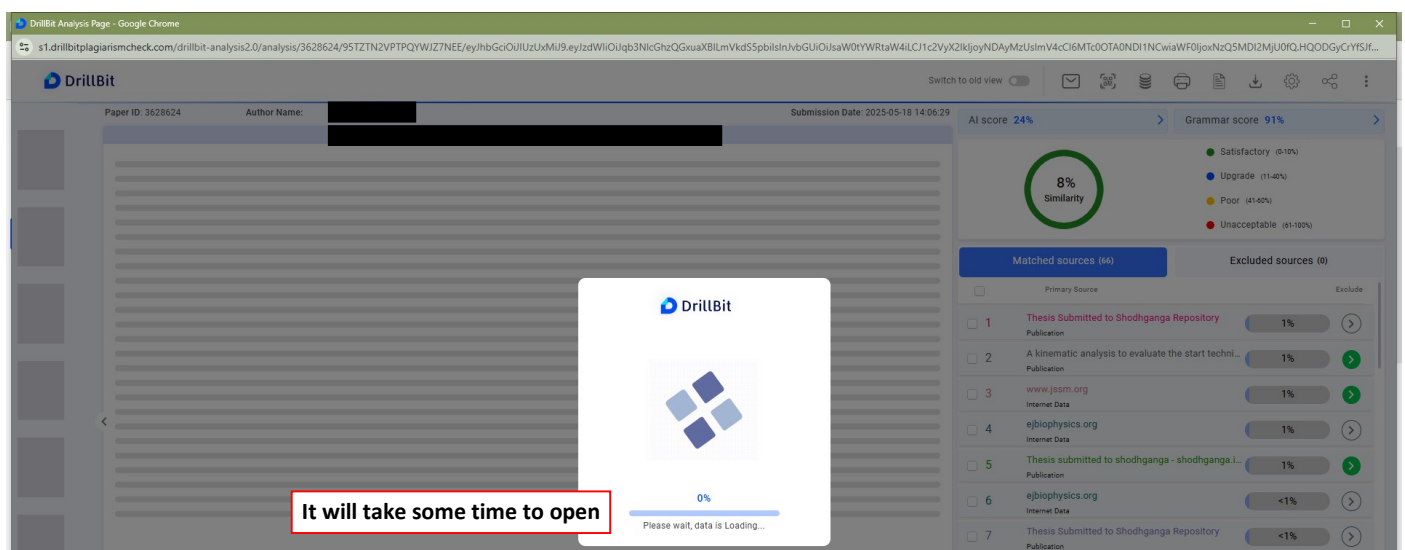
### Step-1



### Step-2



### Step-3



## Step-4

The screenshot shows the DrillBit plagiarism analysis interface. On the left, a document titled 'CHAPTER - I INTRODUCTION' is displayed. The text describes the importance of water for life. On the right, the analysis results are shown: 'AI score 24%' and 'Grammar score 91%'. A green circle indicates an '8% Similarity' score. A red arrow points to a 'Digital Receipt' button. Below the button, a list of 'Matched sources (66)' is visible, including 'Thesis Submitted to Shodhganga Repository' and 'www.jssm.org'.

Click on Digital Receipt

## Step-5

The screenshot shows the DrillBit plagiarism analysis interface with the 'Digital Receipt' form open. The form has tabs for 'Synopsis', 'Dissertation', 'Thesis', and 'Article'. The 'Thesis' tab is selected. The form contains the following fields: 'Author Name', 'Course of Study', 'Name of Guide', 'Department', 'Acceptable Maximum Limit', 'Submitted By', 'Paper Title', 'Similarity', 'Paper ID', 'Total Pages', and 'Submission Date'. A red arrow points to the 'Thesis' tab. Another red arrow points to the 'Acceptable Maximum Limit' field, which is currently empty. A third red arrow points to the 'Submitted By' field, which is filled with 'josephs@lnipe.edu.in'. A fourth red arrow points to the 'Similarity' field, which is filled with '8%'. A fifth red arrow points to the 'Paper ID' field, which is filled with '3628624'. A sixth red arrow points to the 'Total Pages' field, which is filled with '122'. A seventh red arrow points to the 'Submission Date' field, which is filled with '2025-05-18 14:06:29'. A red box with the text 'Write here: 10' is positioned next to the 'Acceptable Maximum Limit' field. A red box with the text 'Ph.D. in Physical Education, Ph.D. in Yoga, Ph.D. in Interdisciplinary' is positioned next to the 'Submitted By' field. A red box with the text 'Note : Mention as applicable' is positioned next to the 'Submitted By' field. A red box with the text 'Change from Synopsis to Thesis' is positioned next to the 'Thesis' tab. A red box with the text 'Fill the required fields that are empty and then generate certificate.' is positioned at the bottom of the page.

Change from Synopsis to Thesis

Ph.D. in Physical Education  
Ph.D. in Yoga  
Ph.D. in Interdisciplinary  
Note : Mention as applicable

Write here: 10

Fill the required fields that are empty and then generate certificate.